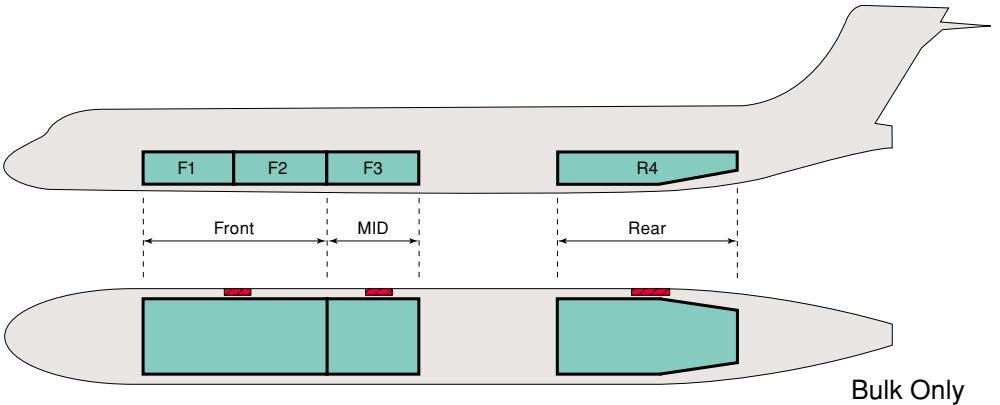


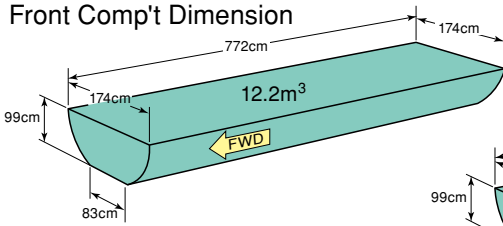
MD-90

- Length : 46.5m
- Width : 32.9m
- 全長 : 46.5m
- 全幅 : 32.9m
- Maximum take-off weight : 70.8t
- Range : 2,330km
- 最大離陸重量 : 70.8t
- 航続距離 : 2,330km

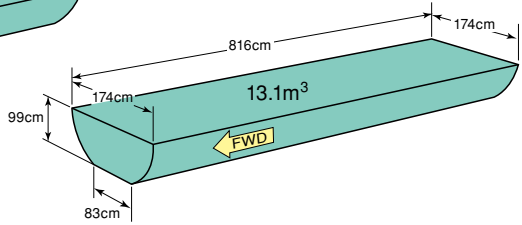


Bulk Only

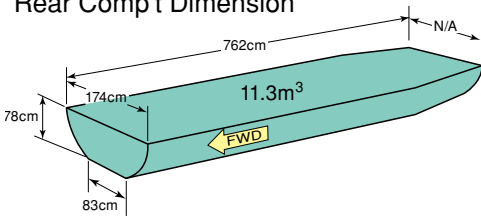
Front Comp't Dimension



MID Comp't Dimension



Rear Comp't Dimension



● Cargo Door Dimension

	Width×Height cm
Front	134×75
MID	
Rear	

● Package Size Table (Front)

H	cm																	
	73	60	45	30	15	7	7	15	30	45	60	76	91	106	132			
73	411	388	365	312	271	238	205	172	127	7	15	30	45	60	76	91	106	132
60	444	406	393	355	312	284	251	215	152									
45	495	482	431	398	350	297	259	223	172									
30	508	502	487	436	391	350	299	238	182									
15	533	520	502	469	406	370	312	254	215									
7	546	533	508	495	444	406	317	269	223									
L											W							

● Load Capacity and Temperature of Cargo Comp't

	Load Capacity	Temperature		
	kg	Switch	°C	°F
Front	(F1) 1,626 (F2) 1,326	—	15.6~23.9	60~75
MID	4,227	—	—	—
Rear	2,721	—	—	—

注) 貨物室の温度は、あくまでも目安であり、保証されたものではありません。
Temperature is not guaranteed.

● Package Size Table (MID)

H	cm																	
	73	60	45	30	15	7	7	15	30	45	60	76	91	106	132			
73	431	401	365	312	271	238	205	172	127	7	15	30	45	60	76	91	106	132
60	495	462	406	355	312	284	251	215	152									
45	586	558	482	406	350	297	259	223	172									
30	589	589	558	462	391	350	299	238	182									
15	589	589	586	502	419	370	312	254	215									
7	589	589	589	571	449	375	317	269	223									
L											W							

● Package Size Table (Rear)

H	cm																	
	73	60	45	30	15	7	7	15	30	45	60	76	91	106	132			
73	330	304	236	236	236	236	205	172	127	7	15	30	45	60	76	91	106	132
60	393	381	350	259	259	251	236	215	152									
45	419	416	406	355	259	259	251	223	172									
30	426	426	424	393	347	259	259	233	182									
15	431	431	426	401	353	259	259	254	215									
7	431	431	429	406	353	309	259	259	223									
L											W							